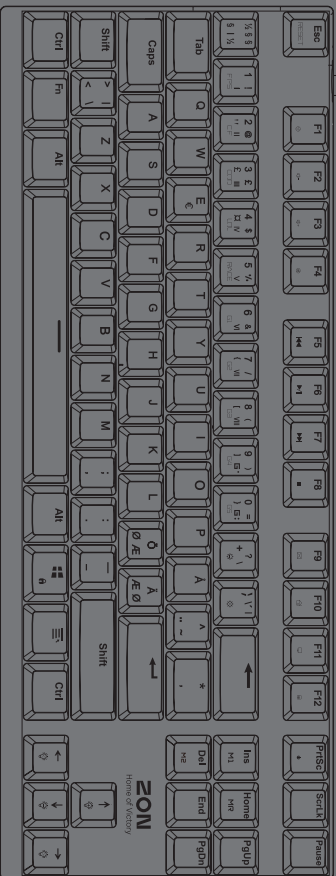


**Z
O
N**

Home of Victory



HeatoN  Select

keyboard2

User Manual

Welcome Home.

This is evolved gaming gear, co-developed, tested and approved by eSport legend HeatoN. Serious performance with a sophisticated style that fits a new home of victory, without compromise.

ZON – Home of Victory



APPROVED BY A LEGEND

ZON – Home of Victory is tournament-grade gaming gear that stands out for its performance and responsiveness under pressure. But don't take our word for it. Take the word of HeatoN who co-developed and approved each ZON product after immense amount of testing and tweaking every last detail. And it wasn't just about how everything felt, it was also about how everything looked.

HeatoN is a legend in the world of eSports. One of the very first professional gamers, he's always been a fearless pioneer, taking himself – and eSports – to new heights. With ZON, he saw the opportunity to be there from the start, helping bring a new standard in gaming gear design and performance to the world. And most importantly bringing it to people like himself – gamers who need to balance their passion for gaming with the realities of everyday life.

The clean, stylish looks of ZON gaming gear were everything he wanted for himself and his home life. But to get his seal of approval, HeatoN Select, it had to deliver tournament-grade performance. After 500 hours testing and optimizing each product, feeling every last sensation and response he was getting from his hands, eyes, heart and mind, HeatoN was finally satisfied. The result is a selection of gaming mice, mousepads, keyboards and headsets that he considers to be among the best he's ever used. And good enough to be HeatoN Select.

HeatoN – Select

"HeatoN"

ENGLISH

SVENSKA

NORSK

2

5

8

Specifications

Switches	Kailh Red
Key travel distance	4 mm
Quantity	88 keys
Size	350 x 134 x 37 mm
Weight	680 g
Cable length	1.7 m
Lifetime	70 000 000 times
Interface	USB 2.0

System requirements

Windows XP /Vista/Win7/Win8/ Win10

(Internet connection for optional software download)

FN+F1 =Media Sel

FN+F2=Volume-

FN+F3=Volume+

FN+F4=Mute

FN+F5=Prev Track

FN+F6=Play /Pause

FN+F7=Next Track

FN+F8=Stop


FN+F9=Email

FN+F10=Homepage

FN+F11 =MyComputer

FN+F12=Calculator

For more key features, see www.zon.gg



Precautions

Incorrect use will damage the keyboard, so please pay attention to the following usage points:

1. Do not bump the keyboard.
2. Do not put the keyboard in liquid.

If the keyboard light is on after shutdown:
The motherboard's boot function is the most common cause of the keyboard still lighting up after shutdown.

Specifikationer

Switches	Kailh Red
Tangentens nedslagsträff	4 mm
Antal	88 Tangenter
Storlek	350 x 134 x 37 mm
Vikt	680 g
Kabellängd	1.7 m
Livslängd	70 000 000 times
Gränssnitt	USB 2.0

Systemkrav

Windows XP /Vista/Win7/Win8/ Win10

(Internetanslutning för valfri nedladdning av programvara)

FN+F1=Medieval

FN+F2 =Volym-

FN+F3=Volym+

FN+F4=Ljud av

FN+F5=Föregående spår

FN+F6=Nästa spår

FN+F7=Spela upp/
Pausa

FN+F8=Stoppa


FN+F9=E-post

FN+F10=Startsida

FN+F11=Min dator

FN+F12=Kalkylator

För fler tangentfunktioner, se www.zon.gg



Säkerhetsföreskrifter

Felaktig användning skadar tangentbordet, så var uppmärksam på följande användningsföreskrifter:

1. Undvik att stöta till tangentbordet.
2. Sänk inte ned tangentbordet i vätska.

Om ljuset från tangentbordet är påslaget efter avstängning:

Moderkortets startfunktion är den vanligaste orsaken till att ljuset från tangentbordet fortfarande är påslaget efter avstängning.

Spesifikasjoner

Switches	Kailh Red
Reisedistanse	4 mm
Antall	88 Taster
Størrelse	350 x 134 x 37 mm
Vekt	680 g
Ledningslengde	1.7 m
Levetid	70 000 000 times
Grensesnitt	USB 2.0

Systemkrav

Windows XP /Vista/Win7/Win8/ Win10

(Internett-tilkobling for valgfri nedlasting av programvare)

FN+F1=Medievalg

FN+F2 =Volum-

FN+F3=Volum+

FN+F4=Lyd av

FN+F5=Forrige spor

FN+F6=Neste spor

FN+F7=Spill/pause

FN+F8=Stopp


FN+F9=E-post

FN+F10=Hjemmeside

FN+F11=Min datamaskin

FN+F12=Kalkulator

For flere viktige funksjoner, se www.zon.gg



Forsiktighetsregler

Feil bruk vil skade tastaturet, så ta hensyn til følgende punkter ved bruk

1. Ikke rist tastaturet.
2. Ikke senk tastaturet ned i væske.

Hvis lyset på tastaturet er på etter at du har slått av: Tastaturet får fortsatt strøm fra hovedkortet. Det er den vanligste grunnen til at tastaturet fremdeles lyser etter at du har slått av.

www.zon.gg

